



Workshop on Final Statistical
Analysis of CSES2003/04 (12-15 months) Data

16-17 June 2005
Phnom Penh Hotel

Literacy and Education

By
Hor Darith
Director,
Department of Demographic Statistics, Census and Survey, NIS
Ministry of Planning



Contents

Literacy

School Attendance

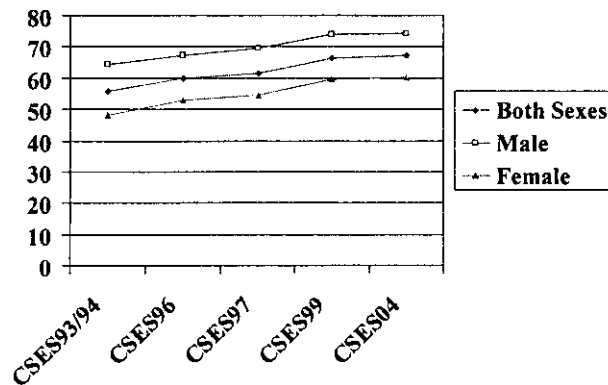
Education Attainments

Education Expense

definition of literacy - in '98 census, defined as 7+ (? - checks) which compared to other figs based on 6+ - contradictory

MoEYS vs. NIS

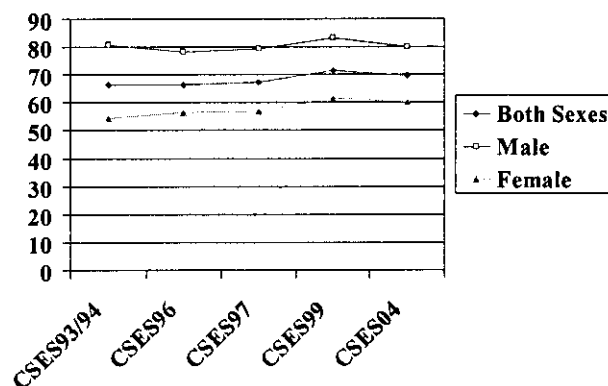
General Literacy Rate (%) Among Population 7 years and over by Sex, Cambodia



[Should place out the x-axis...]

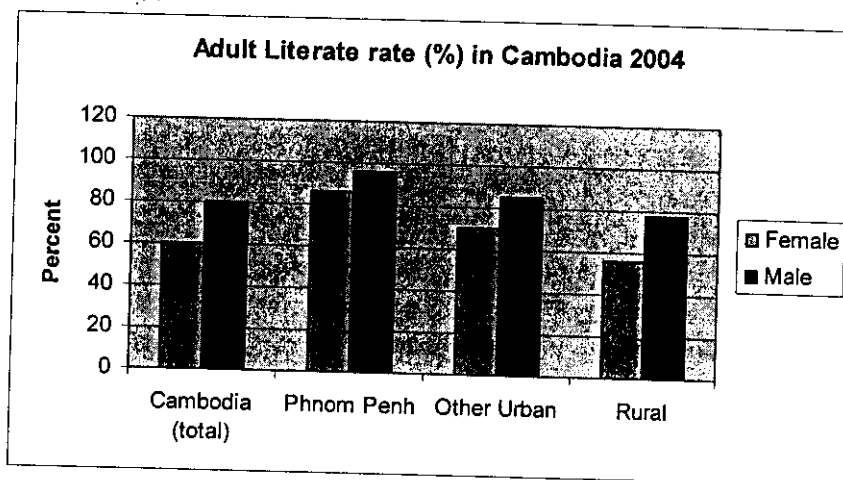
93/4 96 97 99 04

Adult Literacy Rate (age 15+) by Sex, Cambodia



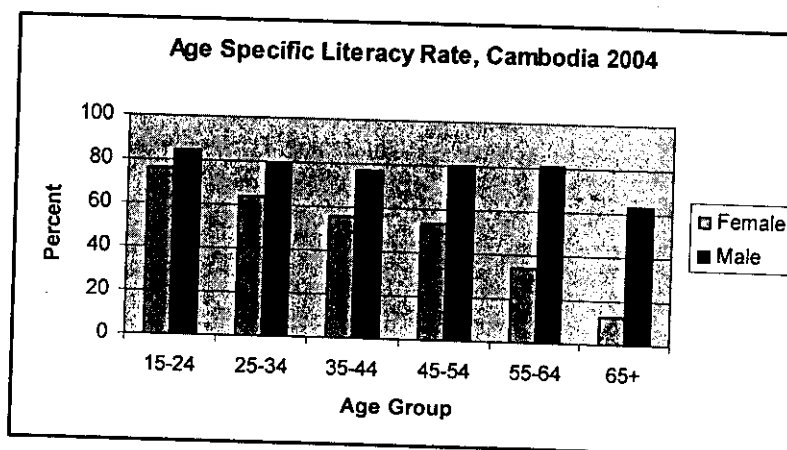
- why slight decline seen between '99 and '04?
 - poor quality of sampling, questionnaire or fieldwork in '99?
- even if dismiss '99, why not more sig ↑ from '97 to 2004?

Adult Literacy Rate (age 15+) by Sex, Cambodia



20% gap in
♂ & ♀

Adult Literacy Rate by Age Group, Cambodia



v. interesting
- convergence

**Persons (5+) Never Attended School by
Stratum and Sex, Cambodia 2004**



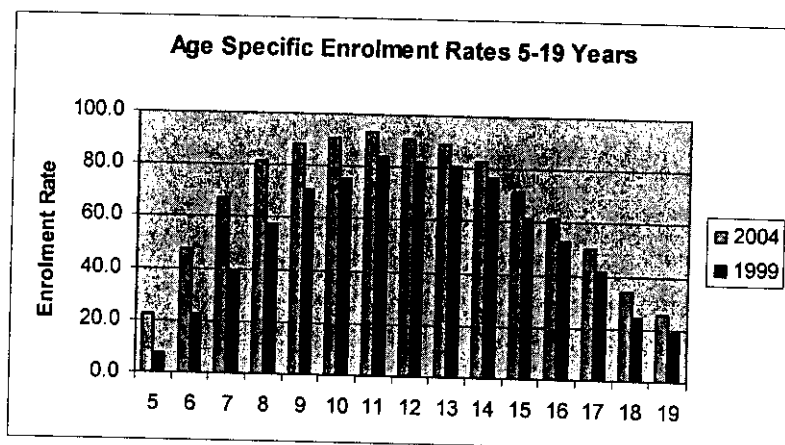
Sex	Cambodia	Phnom Penh	Other Urban	Rural
Both Sexes	24.0	7.6	19.3	26.5
Male	17.6	3.9	14.9	19.6
Female	29.9	11.0	23.6	32.9

**Persons (5-24) Currently Attending
School by Stratum and Sex, Cambodia
2004**



Sex	Cambodia	Phnom Penh	Other Urban	Rural
Both Sex	55.2	66.7	59.9	53.4
Male	58.2	72.0	62.6	56.2
Female	52.1	61.5	57.1	50.4

Age Specific Enrolment Rates, Cambodia 2004

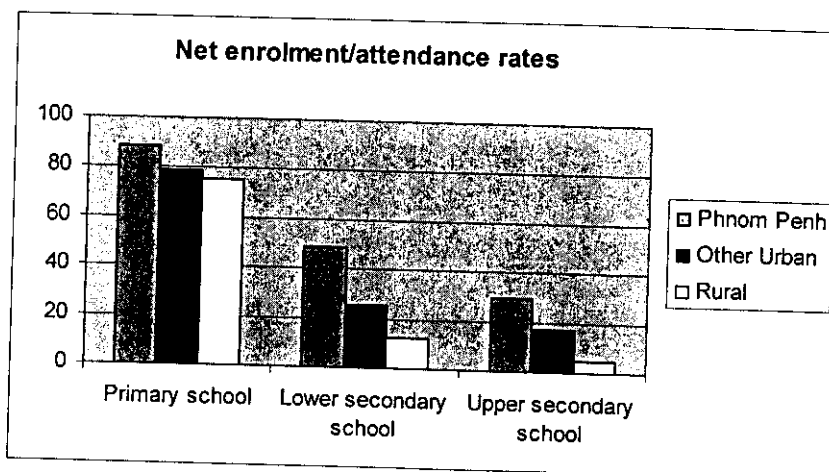


*success in getting more
children into primary school...*

*... but slower progress
in secondary*

*NB primary only starts at 6
years...*

Net enrolment rates in Primary, Lower Secondary and Upper Secondary Schools by Stratum, Cambodia 2004



MEYS: wanting to est. a reception class - age 5 -
to get children familiar w school, and don't
drop out after 1st year of primary

Proposal: re-work
this table so age
ranges reflect levels
of educat system:

Age	Level
3-5	pre-school
6-11	primary
12+	lower sec

Persons (5-24) Attending School Study at Private School Cambodia 2004

Age Group	Public School (%)	Private School %
5-9	98	2
10-14	99	1
15-19	96	4
20-24	69	31
5-24	97	3

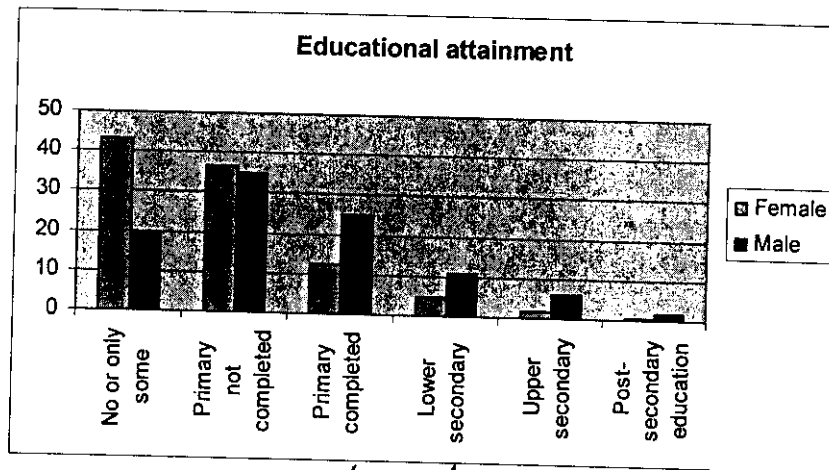
private
emergence of primary
universities

Persons (5-24) Attending School Take at Private Lessons After School, Cambodia 2004

Age Group	Female	Male
5-9	9.0	9.4
10-14	17.7	17.1
15-19	39.4	33.1
20-24	53.9	53.9
5-24	20.1	20.6

pretty similar:
so parents able +
willing to
pay for private lessons
seem likely to do it
for girls and boys
equally

Persons (25+) by Educational Attainment and Sex, Cambodia 2004



grade 1-5 grade 6-11 12-13 15-17

significant sex difference

Average Annual Expenses by Level, Cambodia 2004

Level	Riel
Primary	42 000
Lower secondary	168 000
Upper Secondary	393 000
Technical/vocational	1 141 000
Under graduate/Graduate	2 129 000
All levels	130 000

c. \$10 p.a.

4x as expensive...

would help to break these down into (e.g.) school fees, other school costs (e.g. uniform) and transport or accommodation

- would be no lower

**Thank you for your
Attention**